

DISTRICT COUNCIL - APPROVED SUMMARY OF THE JANUARY 27, 2014, MEETING

Present	District Council Member	Representing:
X	Abdeljabbar, Wael	Faculty, Academic Senate President, MC
	Carbonara, Charles	Student, Associated Student Organization President, WVC
X	Chim, Ngoc	(non-voting) Director of Fiscal Services
X	Crumley, Max	Faculty, WVC
X	Davis, Brad	Administrator, WVC President
X	Espinosa, Brigit	Administrator, Managers Association Representative
X	Farnsworth, Cheryl	Administrator, District Administrative Services Representative
X	Johnson, Tracy	(non-voting) Recorder
X	Peck, Daniel	Administrator, MC President
X	Kinley, Laurel	Classified, Classified Senate President, WVC
	Maduli, Ed	(non-voting) Vice Chancellor, Administrative Services
X	McMahon, Barbara	Classified, WVMCEA President
X	Moore, Albert	(non-voting) Facilitator, and Interim Associate Vice Chancellor of Human Resources
	Pape, Eric	Faculty, Academic Senate President, WVC
	Pavao, Rod	Faculty, ACE President
	Randle, Sarah	Classified, Classified Senate President, MC
X	Schmitt, Patrick	(non-voting) Chancellor
X	McGowan, Sean for Schultz, Rose	Classified, District Administrative Services Representative
	Tran, Luan	Student, Associated Student Government President, MC
	Vacant	Student, MC
	Vacant	Student, WVC
<u>Others</u>		Randy Castello, Pat Fenton, Mina Jahan, Tim Karas, Leandra Martin, Barbara Ogilvie, Ron Smith

The meeting was called to order at 1:34 p.m. by facilitator Albert Moore.

**1. Order of Agenda**

**Action Taken:** It was M/S/P (Abdeljabbar/Kinley) to approve the order of the agenda.

**2. Oral Communications**

There were none.

**3. Approval of the Minutes of the January 13, 2014, Meeting**

Recorder Tracy Johnson announced that approval of the January 13, 2014, meeting summary would take place at the February 10, 2014, meeting.

**4. Presentation Regarding Banner Enterprise Resource Planning (ERP) Software**

Chancellor Schmitt explained that the District is considering the purchase of new Enterprise Resource Planning (ERP) software. An ERP is an integrated software package for managing a large and complex organization, such as a company or an educational institution. Typical components or modules of a college ERP are Student Administration, Finance, Payroll, Human Resources, Facilities, and Advancement. The

District's current

Dr. Mina Jahan asked whether Banner is a turnkey product or whether it is module by module. Ellucian replied that it should not be considered a turnkey product. WVM would have to make a series of implementation decisions and the product would then be architected accordingly. It would be possible to bring up 'modules' or subsequent versions independently. Chancellor Schmitt said it is not his intention to do a piecemeal implementation. He is looking for a complete package that can be implemented all at once.

In response to a question regarding the transition from Datatel to Banner, Ellucian replied that Banner is based on an Oracle back-end database. He indicated that one of Ellucian's advantages is that it has staff expertise in both Datatel and Banner, and the company is dedicated to making the transition smooth and has the staff expertise to make it happen.

Administrative Services representative Cheryl Farnsworth asked about product management. Mr. Mauskar replied that Ellucian has a world-class product management system. He invited attendees to visit the company's website at [ellucian.com](http://ellucian.com) to read the 'roadmaps' for detailed information.

West Valley College Classified Senate President Laurel Kinley said that classified staff will be one of the heaviest end-user groups and training is a great concern. She asked how the training would work: would IS be trained and then train the end-users or is some other method used? The response was that training is segmented and based on the context of the individual's job. For instance, end-users will get training that is specific to their tasks and power-users will get training on the modules they support. Training will be based on an individual's need to use the system. There is a subscription library of on-demand training material to address the ongoing needs in any organization.

In response to a final question, Mr. Mauskar said that implantation schedules vary, but a general implementation time-frame would be 24 – 30 months.

The Ellucian representatives concluded by thanking District Council members for the opportunity to address the group.

**5. Review of the February 4, 2014, Draft Board Agenda**

Chancellor Schmitt indicated that the Focus Topic of the February 4 meeting is the Affordable Care Act. Representatives of the District's Insurance Consultants, BB&T, will provide an update on the Affordable Health Care Act and how it affects West Valley-Mission Community College District. He encouraged all District Council members to attend the meeting and asked that they strongly encourage members of their constituent groups to attend, also.

were made to the 'Qualifications' section. The position description will return at the February 10

# Mission College FTES Tracking Report

Last updated 3/23/16

## RESIDENT CREDIT FTES

Resource Group	2014	2015	2016	2017	2018
001	2,000	2,000	2,000	2,000	2,000
002	2,000	2,000	2,000	2,000	2,000
003	2,000	2,000	2,000	2,000	2,000
004	2,000	2,000	2,000	2,000	2,000
005	2,000	2,000	2,000	2,000	2,000
006	2,000	2,000	2,000	2,000	2,000
007	2,000	2,000	2,000	2,000	2,000
008	2,000	2,000	2,000	2,000	2,000
009	2,000	2,000	2,000	2,000	2,000
010	2,000	2,000	2,000	2,000	2,000
011	2,000	2,000	2,000	2,000	2,000
012	2,000	2,000	2,000	2,000	2,000
013	2,000	2,000	2,000	2,000	2,000
014	2,000	2,000	2,000	2,000	2,000
015	2,000	2,000	2,000	2,000	2,000
016	2,000	2,000	2,000	2,000	2,000
017	2,000	2,000	2,000	2,000	2,000
018	2,000	2,000	2,000	2,000	2,000
019	2,000	2,000	2,000	2,000	2,000
020	2,000	2,000	2,000	2,000	2,000
021	2,000	2,000	2,000	2,000	2,000
022	2,000	2,000	2,000	2,000	2,000
023	2,000	2,000	2,000	2,000	2,000
024	2,000	2,000	2,000	2,000	2,000
025	2,000	2,000	2,000	2,000	2,000
026	2,000	2,000	2,000	2,000	2,000
027	2,000	2,000	2,000	2,000	2,000
028	2,000	2,000	2,000	2,000	2,000
029	2,000	2,000	2,000	2,000	2,000
030	2,000	2,000	2,000	2,000	2,000
031	2,000	2,000	2,000	2,000	2,000
032	2,000	2,000	2,000	2,000	2,000
033	2,000	2,000	2,000	2,000	2,000
034	2,000	2,000	2,000	2,000	2,000
035	2,000	2,000	2,000	2,000	2,000
036	2,000	2,000	2,000	2,000	2,000
037	2,000	2,000	2,000	2,000	2,000
038	2,000	2,000	2,000	2,000	2,000
039	2,000	2,000	2,000	2,000	2,000
040	2,000	2,000	2,000	2,000	2,000
041	2,000	2,000	2,000	2,000	2,000
042	2,000	2,000	2,000	2,000	2,000
043	2,000	2,000	2,000	2,000	2,000
044	2,000	2,000	2,000	2,000	2,000
045	2,000	2,000	2,000	2,000	2,000
046	2,000	2,000	2,000	2,000	2,000
047	2,000	2,000	2,000	2,000	2,000
048	2,000	2,000	2,000	2,000	2,000
049	2,000	2,000	2,000	2,000	2,000
050	2,000	2,000	2,000	2,000	2,000
051	2,000	2,000	2,000	2,000	2,000
052	2,000	2,000	2,000	2,000	2,000
053	2,000	2,000	2,000	2,000	2,000
054	2,000	2,000	2,000	2,000	2,000
055	2,000	2,000	2,000	2,000	2,000
056	2,000	2,000	2,000	2,000	2,000
057	2,000	2,000	2,000	2,000	2,000
058	2,000	2,000	2,000	2,000	2,000
059	2,000	2,000	2,000	2,000	2,000
060	2,000	2,000	2,000	2,000	2,000
061	2,000	2,000	2,000	2,000	2,000
062	2,000	2,000	2,000	2,000	2,000
063	2,000	2,000	2,000	2,000	2,000
064	2,000	2,000	2,000	2,000	2,000
065	2,000	2,000	2,000	2,000	2,000
066	2,000	2,000	2,000	2,000	2,000
067	2,000	2,000	2,000	2,000	2,000
068	2,000	2,000	2,000	2,000	2,000
069	2,000	2,000	2,000	2,000	2,000
070	2,000	2,000	2,000	2,000	2,000
071	2,000	2,000	2,000	2,000	2,000
072	2,000	2,000	2,000	2,000	2,000
073	2,000	2,000	2,000	2,000	2,000
074	2,000	2,000	2,000	2,000	2,000
075	2,000	2,000	2,000	2,000	2,000
076	2,000	2,000	2,000	2,000	2,000
077	2,000	2,000	2,000	2,000	2,000
078	2,000	2,000	2,000	2,000	2,000
079	2,000	2,000	2,000	2,000	2,000
080	2,000	2,000	2,000	2,000	2,000
081	2,000	2,000	2,000	2,000	2,000
082	2,000	2,000	2,000	2,000	2,000
083	2,000	2,000	2,000	2,000	2,000
084	2,000	2,000	2,000	2,000	2,000
085	2,000	2,000	2,000	2,000	2,000
086	2,000	2,000	2,000	2,000	2,000
087	2,000	2,000	2,000	2,000	2,000
088	2,000	2,000	2,000	2,000	2,000
089	2,000	2,000	2,000	2,000	2,000
090	2,000	2,000	2,000	2,000	2,000
091	2,000	2,000	2,000	2,000	2,000
092	2,000	2,000	2,000	2,000	2,000
093	2,000	2,000	2,000	2,000	2,000
094	2,000	2,000	2,000	2,000	2,000
095	2,000	2,000	2,000	2,000	2,000
096	2,000	2,000	2,000	2,000	2,000
097	2,000	2,000	2,000	2,000	2,000
098	2,000	2,000	2,000	2,000	2,000
099	2,000	2,000	2,000	2,000	2,000
100	2,000	2,000	2,000	2,000	2,000

## RESIDENT NONCREDIT FTES

Term	Res Noncredit	Resident Noncredit	Difference From
Fall 2014	2,000	2,000	0
Spring 2015	2,000	2,000	0
Summer 2015	2,000	2,000	0
FTES Total	6,000	6,000	0

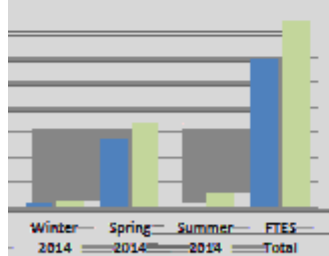
## NON-RESIDENT CREDIT FTES

Term	Non-Resident Credit	Resident Credit	Total
Fall 2014	2,000	2,000	4,000
Winter 2015	2,000	2,000	4,000
Spring 2015	2,000	2,000	4,000
Summer 2015	2,000	2,000	4,000
FTES Total	8,000	8,000	16,000

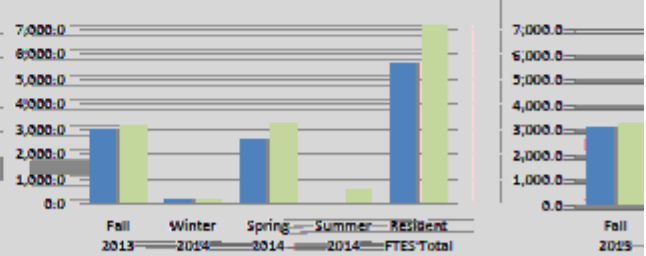
## ANNUAL TARGETS

Category	Actual	Target	Difference From Target
Aggregate Total	16,000	16,000	0
Aggregate Non-Resident	8,000	8,000	0
Aggregate Resident	8,000	8,000	0

### Aggregate Total



### State Apportionment



Legend: Actual (Blue), Aggregate Target (Green), Resident FTES Actual (Blue), Resident FTES Target (Green)

Source: Estimates based on www.cslu.edu/data/warehouse/emp/emp\_recd.asp; includes estimation of Positive Attend

Estimates may over-estimate or under-estimate some areas; only use the 320 report for actuals

Noncredit refers to CE Noncredit; US is included in the credit totals.

# Mission College FTES Tracking Report

Last updated 3/23/16

## RESIDENT CREDIT FTES

Resource Group	2014	2015	2016	2017	2018
001	2,000	2,000	2,000	2,000	2,000
002	2,000	2,000	2,000	2,000	2,000
003	2,000	2,000	2,000	2,000	2,000
004	2,000	2,000	2,000	2,000	2,000
005	2,000	2,000	2,000	2,000	2,000
006	2,000	2,000	2,000	2,000	2,000
007	2,000	2,000	2,000	2,000	2,000
008	2,000	2,000	2,000	2,000	2,000
009	2,000	2,000	2,000	2,000	2,000
010	2,000	2,000	2,000	2,000	2,000
011	2,000	2,000	2,000	2,000	2,000
012	2,000	2,000	2,000	2,000	2,000
013	2,000	2,000	2,000	2,000	2,000
014	2,000	2,000	2,000	2,000	2,000
015	2,000	2,000	2,000	2,000	2,000
016	2,000	2,000	2,000	2,000	2,000
017	2,000	2,000	2,000	2,000	2,000
018	2,000	2,000	2,000	2,000	2,000
019	2,000	2,000	2,000	2,000	2,000
020	2,000	2,000	2,000	2,000	2,000
021	2,000	2,000	2,000	2,000	2,000
022	2,000	2,000	2,000	2,000	2,000
023	2,000	2,000	2,000	2,000	2,000
024	2,000	2,000	2,000	2,000	2,000
025	2,000	2,000	2,000	2,000	2,000
026	2,000	2,000	2,000	2,000	2,000
027	2,000	2,000	2,000	2,000	2,000
028	2,000	2,000	2,000	2,000	2,000
029	2,000	2,000	2,000	2,000	2,000
030	2,000	2,000	2,000	2,000	2,000
031	2,000	2,000	2,000	2,000	2,000
032	2,000	2,000	2,000	2,000	2,000
033	2,000	2,000	2,000	2,000	2,000
034	2,000	2,000	2,000	2,000	2,000
035	2,000	2,000	2,000	2,000	2,000
036	2,000	2,000	2,000	2,000	2,000
037	2,000	2,000	2,000	2,000	2,000
038	2,000	2,000	2,000	2,000	2,000
039	2,000	2,000	2,000	2,000	2,000
040	2,000	2,000	2,000	2,000	2,000
041	2,000	2,000	2,000	2,000	2,000
042	2,000	2,000	2,000	2,000	2,000
043	2,000	2,000	2,000	2,000	2,000
044	2,000	2,000	2,000	2,000	2,000
045	2,000	2,000	2,000	2,000	2,000
046	2,000	2,000	2,000	2,000	2,000
047	2,000	2,000	2,000	2,000	2,000
048	2,000	2,000	2,000	2,000	2,000
049	2,000	2,000	2,000	2,000	2,000
050	2,000	2,000	2,000	2,000	2,000
051	2,000	2,000	2,000	2,000	2,000
052	2,000	2,000	2,000	2,000	2,000
053	2,000	2,000	2,000	2,000	2,000
054	2,000	2,000	2,000	2,000	2,000
055	2,000	2,000	2,000	2,000	2,000
056	2,000	2,000	2,000	2,000	2,000
057	2,000	2,000	2,000	2,000	2,000
058	2,000	2,000	2,000	2,000	2,000
059	2,000	2,000	2,000	2,000	2,000
060	2,000	2,000	2,000	2,000	2,000
061	2,000	2,000	2,000	2,000	2,000
062	2,000	2,000	2,000	2,000	2,000
063	2,000	2,000	2,000	2,000	2,000
064	2,000	2,000	2,000	2,000	2,000
065	2,000	2,000	2,000	2,000	2,000
066	2,000	2,000	2,000	2,000	2,000
067	2,000	2,000	2,000	2,000	2,000
068	2,000	2,000	2,000	2,000	2,000
069	2,000	2,000	2,000	2,000	2,000
070	2,000	2,000	2,000	2,000	2,000
071	2,000	2,000	2,000	2,000	2,000
072	2,000	2,000	2,000	2,000	2,000
073	2,000	2,000	2,000	2,000	2,000
074	2,000	2,000	2,000	2,000	2,000
075	2,000	2,000	2,000	2,000	2,000
076	2,000	2,000	2,000	2,000	2,000
077	2,000	2,000	2,000	2,000	2,000
078	2,000	2,000	2,000	2,000	2,000
079	2,000	2,000	2,000	2,000	2,000
080	2,000	2,000	2,000	2,000	2,000
081	2,000	2,000	2,000	2,000	2,000
082	2,000	2,000	2,000	2,000	2,000
083	2,000	2,000	2,000	2,000	2,000
084	2,000	2,000	2,000	2,000	2,000
085	2,000	2,000	2,000	2,000	2,000
086	2,000	2,000	2,000	2,000	2,000
087	2,000	2,000	2,000	2,000	2,000
088	2,000	2,000	2,000	2,000	2,000
089	2,000	2,000	2,000	2,000	2,000
090	2,000	2,000	2,000	2,000	2,000
091	2,000	2,000	2,000	2,000	2,000
092	2,000	2,000	2,000	2,000	2,000
093	2,000	2,000	2,000	2,000	2,000
094	2,000	2,000	2,000	2,000	2,000
095	2,000	2,000	2,000	2,000	2,000
096	2,000	2,000	2,000	2,000	2,000
097	2,000	2,000	2,000	2,000	2,000
098	2,000	2,000	2,000	2,000	2,000
099	2,000	2,000	2,000	2,000	2,000
100	2,000	2,000	2,000	2,000	2,000

## RESIDENT NONCREDIT FTES

Term	Res Noncredit	Resident Noncredit	Difference From
Fall 2014	2,000	2,000	0
Spring 2015	2,000	2,000	0
Summer 2015	2,000	2,000	0
FTES Total	6,000	6,000	0

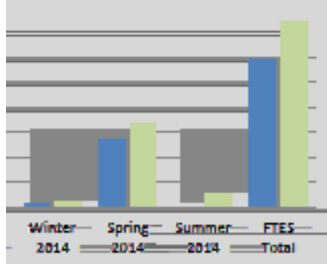
## NON-RESIDENT CREDIT FTES

Term	Non-Resident	Resident	Total
Fall 2014	2,000	2,000	4,000
Winter 2015	2,000	2,000	4,000
Spring 2015	2,000	2,000	4,000
Summer 2015	2,000	2,000	4,000
FTES Total	8,000	8,000	16,000


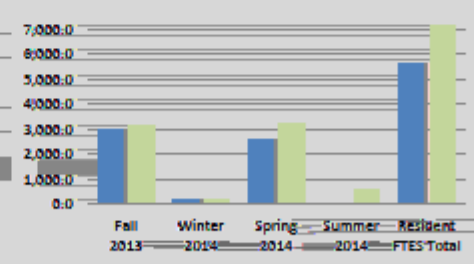
## ANNUAL TARGETS

Category	Actual	Target	Difference From Target
Aggregate Total	16,000	16,000	0
Aggregate Non-Resident	8,000	8,000	0
Aggregate Resident	8,000	8,000	0

Aggregate Total



State Apportionment



Legend: Actual (blue), Aggregate Target (green), Resident FTES Actual (blue), Resident FTES Target (green)

Source: (Statistics based on www.lsu.edu data warehouse and other records; includes estimation of Positive Attendees)  
 Estimates may over-estimate or under-estimate some areas; only use the 320 report for actuals  
 Noncredit refers to CE Noncredit; US is included in the credit totals.